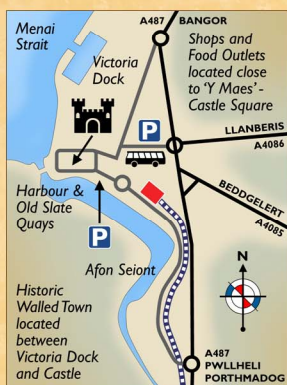
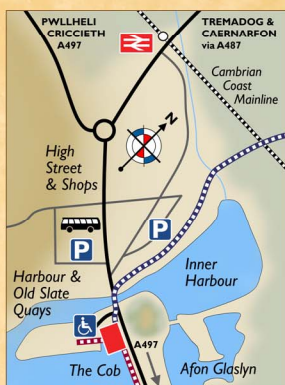


#### CAERNARFON



#### PORTHMADOG



#### BY ROAD:

See maps above for details of the main roads into the area and the position of the nearest car parks to our principal stations.

Caernarfon Station is on **St Helen's Road** (follow the brown tourism signs through the town) and has its own small car park. There are several public car parks nearby.

In Porthmadog, please use the main town car park which is just 200 yards from Harbour Station - follow signs from the main road. A small number of disabled parking spaces and a handy 'drop-off' point are available at Harbour Station.

#### 'SAT-NAV' INFO

<b>CAERNARFON</b>	Station and 'Pay & Display' Car Parks	<b>LL55 2YD</b>
<b>PORTHMADOG</b>	Drop-off point and Disabled Parking	<b>LL49 9NF</b>
<b>PORTHMADOG</b>	Main Town 'Pay & Display' Car Park	<b>LL49 9PG</b>

#### BY TRAIN:

**Via the North Wales Coast** - The nearest mainline station is Bangor, served by trains from Crewe, Manchester and London. There is a regular bus service between Bangor station and Caernarfon town centre, with a journey time of around 30 minutes.

**Through Mid Wales** - Use trains, via Shrewsbury / Machynlleth, for the Cambrian Coast line - alight at Porthmadog. Harbour Station is around a 15 minute walk away.

#### BY BUS:

Caernarfon is well served by bus and coach services. From the main bus stops, walk towards Castle Square. Cross the square, heading towards the castle. Turn left down the hill in front of the castle, then left again. The station is approximately 200 yards along this road.

Porthmadog also benefits from good bus and coach services which stop in the main street near the station.

#### PLEASE NOTE:

There are many combined train/bus rover tickets available for travel into and around North Wales, some of which give discounts on the Welsh Highland Railway. For further information on local bus and train services in Wales - contact Traveline Cymru on **0871 200 22 33** or visit their website [www.traveline-cymru.info](http://www.traveline-cymru.info).



One of the Great Little Trains of Wales

Gweithredir Rheilffordd Eryri gan -  
The Welsh Highland Railway is operated by -

**FFESTINIOG & WELSH HIGHLAND RAILWAYS**

Gorsaf yr Harbwr • Harbour Station,  
Porthmadog, Gwynedd, LL49 9NF

**01766 516024** [enquiries@ffwhr.com](mailto:enquiries@ffwhr.com)



**ENJOY A SCENIC DAY-OUT**

# RHEILFFORDD ERYRI WELSH HIGHLAND RAILWAY



'Coast to Coast' - through  
the dramatic scenery  
of Snowdonia



Steaming  
away from Beddgelert  
towards the Aberglaslyn Pass...



Website:  
[www.festrail.co.uk](http://www.festrail.co.uk)



Facebook:  
[facebook.com/festrail](https://facebook.com/festrail)



Twitter:  
[twitter.com/@festrail](https://twitter.com/@festrail)



**Train times and information**

Summer  
**2016**



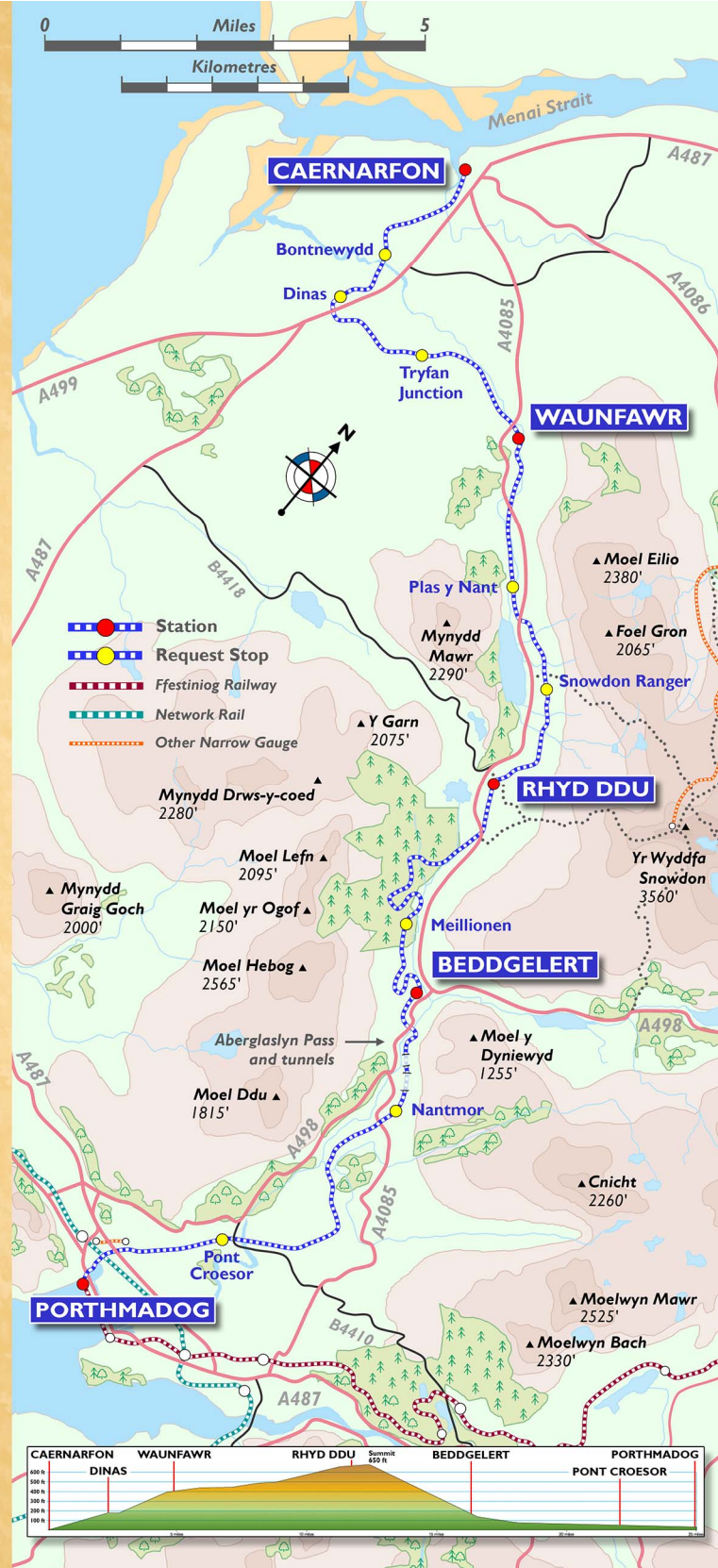


Approaching  
Castell Cidwm...

# CROESO I REILFFORDD ERYRI... WELCOME TO THE WELSH HIGHLAND RAILWAY

## Page

- 3 Map of the railway
- 4 Longest, Largest, Most Scenic...
- 5 FAQs and Welsh Place Names
- 6 A Full Day-Out... Visit Porthmadog and Caernarfon
- 7 Along the Way... Local villages and Country Walks
- 8-9 Calendar and Train Times
- 10 First or Third Class...?
  - What's the difference?
  - Advance or Online Booking...?
- 11 Ticket to Ride...!
  - Fares
  - Dogs and Bicycles
  - Children
  - Accessibility
- 12 Special Events and Family Fun..!
- 14 Gifts and Souvenirs  
Group Travel and Special Functions
- 15 Spooner's Café-Bar & Grill  
On-Train Refreshments
- 16 Come and Join Us  
Support the Railway
- 17 How to Find Us...





Passing trains at Rhyd Ddu...




Photo by Frank Webb

## The Welsh Highland Railway is much more than 'just another' Great Little Train of Wales...

Twenty-five miles in length, it is the longest heritage railway in the UK - running coast to coast from the historic walled town of Caernarfon, through the mountains to Porthmadog, where it shares a station with the Ffestiniog Railway.

To cope with its sharp curves and steep gradients, the railway uses huge Beyer-Garratts - the largest two-foot gauge steam locomotives that you can see anywhere in the world - to pull long trains of modern, corridor-connected carriages.

The railway runs through some of the most beautiful scenery in North Wales, including the awesome Aberglaslyn Pass. The variety of views is simply amazing as the train twists and turns across the Snowdonia National Park; steaming past lush fields, wooded river valleys and across upland moors as it climbs to cross the slopes of Snowdon - before descending once more past ever-changing vistas to reach the coast on the far side.

**Make a day of it...** Travelling on the railway is an exciting adventure and a great way of seeing the best of Snowdonia. Sit back in your seat and watch the world go by - with a glass of local ale or a freshly prepared hot snack brought to your seat. Once your destination has been reached, there is time to explore before rejoining the train for your return home. Shorter journeys are also available for those who don't have the time to spare for the full Welsh Highland experience... (see pages 6-7 for more information about places en route)

**A sense of place...** The railway is proud to run through the heartland of Wales. '**Croeso Cynnes Cymraeg**' means a '**Warm Welsh Welcome**' - and you can be assured of this on the Welsh Highland Railway. Many of the staff and volunteers speak Welsh as their first language and you are bound to hear it on the train, as well as see it in the names of the places you pass. The panel opposite gives an English translation of some of those connected to the railway...

Mae fersiwn Cymraeg o'r dafflen yma i'w gael yn ein prif gorsafoedd ac hefyd ar ein gwefan - [www.festrail.co.uk](http://www.festrail.co.uk)

## How long does the journey last..?

"Around 2¼ hours from one end of the line to the other. You can travel back on the same train or - if you have time to spare - you can leave the train at one of our stations, do some exploring and travel back on a later train..."

## What times do the trains run..?

"Look at the calendar on the centre pages. Trains run on the dates shown - how many depends on the time of year. Pick a date you want to travel on, then match the background colour of that date to the timetable of the same colour on the right of the page..."

## How much does a train ride cost..?

"We have a wide range of fares depending upon the journey you want to make. Our most popular fares are shown in this leaflet - just turn to the page after the timetables. Our Booking Office staff will be happy to give you more information about our fares and the full range of tickets available such as shorter journeys, one-way trips, Three-Day Rover tickets - and more..."

## Are there any toilets on the trains..?

"All of our corridor-connected coaches have access to an on-train toilet if required - please ask our staff for directions..."

## Can we bring our dog with us..?

"Yes, for a standard fare of £3 - but not in the First Class sections of the train..." Note: Guide/Assistance Dogs travel free, without restriction.

<b>Afon</b>	River	<b>Caernarfon</b>	The Fort in Arfon
<b>Bont *</b>	Bridge	<b>Dinas</b>	Hill Fortress
<b>Caer</b>	Fort / Castle	<b>Waunfawr</b>	Large Moor
<b>Llyn</b>	Lake	<b>Cwellyn</b>	Fish Trap Lake
<b>Nant</b>	Stream	<b>Rhyd Ddu</b>	Black Ford
<b>Newydd</b>	New	<b>Beddgelert</b>	Gelert's Grave
<b>Plas</b>	Hall / Mansion	<b>Porthmadog</b>	Madog's Port
<b>Pont *</b>	Bridge	<b>Rheilffordd *</b>	Railway
<b>Porth</b>	Port	<b>Eryri</b>	Snowdonia

\* At times the first letter of Welsh words changes to make saying things easier - so '**Pont**' can become '**Bont**', as in **Bontnewydd**.

In Welsh '**Rh**' is just one letter - so when, for example, you see the phrase '**Croeso i Reilffordd Eryri**' it is spelt correctly..!



## A full day-out..!

The complete journey, coast to coast across Snowdonia, makes a great day-out with time to explore at each end.



**Caernarfon** is an historic town of many contrasts - being a busy market town and tourist centre, as well as the county town of Gwynedd. The station lies in the shadow of the spectacular medieval castle, famous as the location of the 1969 investiture of HRH Prince Charles as the Prince of Wales. The castle stands beside the Menai Strait with the Victoria Docks to one side and the harbour and quayside to the other. The docks have been re-developed with shops, restaurants and a theatre. The old walled town is a delightful maze of streets with small shops and cafés - and the town centre is an easy five minute stroll from the station.



**Porthmadog** is rich in maritime history and was once a great seaport. It thrives today as a busy tourist centre and a hub for the local community. Our station is located beside the picturesque harbour - filled with pleasure craft nowadays rather than the three-masted schooners of old. The former slate wharves are a popular area to walk round, catch crabs from - or as a place in which to simply relax and watch the world go by. The Maritime Museum can also be found by the harbour and is a fascinating place to visit. A short stroll away, the bustling High Street with its wide choice of shops, pavement cafés, restaurants and pubs is also worth exploring.



## Along the way...

For those who want a shorter journey, you can take a ride to one of our many stations or halts located along the railway.



**Beddgelert** station is just a short walk from the village centre, which - with its cafés, pubs, shops and riverside walks - offers the perfect reason to stay and explore awhile. Don't forget to visit the grave of Gelert, faithful hound of Victorian legend, which lies in the meadows near the Afon Glaslyn...

The train ride to Beddgelert takes 45 minutes from Porthmadog or 1½ hours from Caernarfon.

**Rhyd Ddu** station is positioned at the start of one of the popular paths up Snowdon. If you want to return via a different route, you can take the path from the summit down to Snowdon Ranger Halt.

The ride to Rhyd Ddu takes just over an hour and trains pass each other at the station on most days - so a half-day, half-way journey can easily be completed by changing trains here. However, if you fancy a longer break, there is a pub and tea rooms in the village and, of course, excellent walking country all around...



**Waunfawr** station provides a short trip from Caernarfon with an hour to spend between trains. Snowdonia Park Brewpub by the railway offers a friendly welcome with its family room, children's playground, tasty real-ales brewed on the premises by the landlady and food served from 11:00 daily.

**Pont Croesor** halt is just a short ride from Porthmadog and is situated next to the Glaslyn Wildlife Centre. The pretty village of Llanfrothen, just a 1½ mile stroll away, boasts a good pub and café.

### RAILWAY RAMBLES

If you are looking for more than just a train ride, there are many opportunities to explore the countryside using some of the paths leading from and linking to our stations.

The **Slate Trail** follows the old railway line from our halt at Tryfan Junction up to the slate quarries beyond and is steeped in history. Information leaflets are available from our main Booking Offices.



**Lôn Gwyrfai** - a 4½ mile long, multi-use recreational path - links Rhyd Ddu and Beddgelert... while another popular walk is along the **Fisherman's Path** beside the Afon Glaslyn from Beddgelert, following the river and railway through the beautiful Aberglaslyn Pass and then on to our little halt at Nantmor...



# • Match the colour from the calendar grid to the same colour timetable •

Dates on a grey background mean that trains are only running on the Ffestiniog Railway. Please refer to the FR timetable leaflet for details.

• Closed for maintenance •  
2nd January to 12th February inclusive

## CHWEFROR FEBRUARY

S	S	M	T	W	T	F
.	.	.	.	.	.	.
13	14	15	16	17	18	19
20	.	.	.	24	25	.
.	.	.	.	.	.	.

## MAWRTH MARCH

S	S	M	T	W	T	F
.	.	.	.	2	3	.
5	6	.	.	9	10	.
12	13	.	.	16	17	.
19	20	21	22	23	24	25
26	27	28	29	30	31	.

## EBRILL APRIL

S	S	M	T	W	T	F
.	.	.	.	.	.	1
2	3	4	5	6	7	8
9	10	11	12	13	14	15
16	17	18	19	20	21	22
23	24	25	26	27	28	29
30	.	.	.	.	.	.

## MAI MAY

S	S	M	T	W	T	F
.	1	2	3	4	5	6
7	8	9	10	11	12	13
14	15	16	17	18	19	20
21	22	23	24	25	26	27
28	29	30	31	.	.	.

## MEHEFIN JUNE

S	S	M	T	W	T	F
.	.	.	.	.	1	2
4	5	6	7	8	9	10
11	12	13	14	15	16	17
18	19	20	21	22	23	24
25	26	27	28	29	30	.

## GORFFENNAF JULY

S	S	M	T	W	T	F
.	.	.	.	.	.	1
2	3	4	5	6	7	8
9	10	11	12	13	14	15
16	17	18	19	20	21	22
23	24	25	26	27	28	29
30	31	.	.	.	.	.

## AWST AUGUST

S	S	M	T	W	T	F
.	.	1	2	3	4	5
6	7	8	9	10	11	12
13	14	15	16	17	18	19
20	21	22	23	24	25	26
27	28	29	30	31	.	.

## MEDI SEPTEMBER

S	S	M	T	W	T	F
.	.	.	.	.	1	2
3	4	5	6	7	8	9
10	11	12	13	14	15	16
17	18	19	20	21	22	23
24	25	26	27	28	29	30

## HYDREF OCTOBER

S	S	M	T	W	T	F
1	2	3	4	5	6	7
8	9	10	11	12	13	14
15	16	17	18	19	20	21
22	23	24	25	26	27	28
29	30	.	.	.	.	.

## TACHWEDD NOVEMBER

S	S	M	T	W	T	F
.	.	.	.	.	.	.

## RHAGFYR DECEMBER

S	S	M	T	W	T	F
.	.	.	.	.	.	.

Winter services from 1st November were still under consideration at the time of printing.

Updated timetables will be issued later in the year - in print and on our website.

10	11
17	18

22	23
----	----

Times shown in **RED** indicate where trains pass each other at stations. Passengers can transfer from one train to another by crossing the platform providing the option of a shorter or longer journey, as applicable.

### Porthmadog

Beddgelert

Rhyd Ddu

Waunfawr

Caernarfon

Caernarfon

Waunfawr

Rhyd Ddu

Beddgelert

Porthmadog

1010	1335
1050	1415
1120	1445
.	.
.	.
.	.
.	.
1140	1505
1210	1535
1300	1615

.	1045	1405
.	1125	1445
.	1155	1515
.	1220	1540
.	1305	1620
1000	1415	.
1025	1445	.
1055	1515	.
1125	1540	.
1210	1630	.

.	0940	1255	1535
.	1025	1335	1615
.	1055	1405	1645
.	1125	1435	1710
.	1205	1510	1745
1000	1300	1545	.
1025	1325	1615	.
1055	1405	1645	.
1125	1430	1710	.
1210	1515	1750	.

### • SPECIAL EVENTS •

RAIL-ALE FESTIVAL : 20, 21, 22 May

SUPER-POWER WEEKEND : 9, 10, 11 September

HALLOWEEN TRAIN : 27 October

SANTA TRAINS : 10, 11, 17, 18, 22, 23 December

### ... 14th MAY ...

#### Special timetable for the Caernarfon Food Festival

Porthmadog	.	0940	1045	1405
Caernarfon	.	1205	1305	1620
Caernarfon	1000	.	1415	1730
Porthmadog	1210	.	1630	1940

### ... 11th JULY ...

#### Amended timetable service in use on this day

Porthmadog	.	1045	1405
Caernarfon	.	1305	1620
Caernarfon	1030	1415	.
Porthmadog	1310	1630	.

Please visit our website for further information on amended timetables and details of extra trains that will be running during special events.

### TRAINS ALSO CALL AT THE FOLLOWING STOPS BY REQUEST:

Please tell the Guard where you are travelling to before getting on the train or give a clear signal to the engine driver as the train approaches you.

REQUEST STOP	TRAINS TO CAERNARFON	TRAINS TO PORTHMADOG
Pont Croesor	Approx. 10 minutes after Porthmadog	Approx. 25 minutes after Beddgelert
Nantmor	Approx. 25 minutes after Porthmadog	Approx. 10 minutes after Beddgelert
Meillionen	Approx. 5 minutes after Beddgelert	Approx. 15 minutes after Rhyd Ddu
Snowdon Ranger	Approx. 10 minutes after Rhyd Ddu	Approx. 15 minutes after Waunfawr
Plas y Nant	Approx. 15 minutes after Rhyd Ddu	Approx. 10 minutes after Waunfawr
Tryfan Junction	Approx. 5 minutes after Waunfawr	Approx. 15 minutes after Caernarfon
Dinas	Approx. 15 minutes after Waunfawr	Approx. 10 minutes after Caernarfon
Bontnewydd	Approx. 20 minutes after Waunfawr	Approx. 5 minutes after Caernarfon

### PLEASE NOTE:

Steam locomotives are used throughout the year and the smoke from these engines adds to the heritage ambience of this historic railway. Please take care when close to the locomotives, especially when trains are leaving the stations.

The Ffestiniog Railway Company will not be held liable for any soiling of, or damage to, clothing or any other property.

Every effort will be made to maintain the services shown. However, the Company reserves the right to cancel, alter or suspend any train without notice and accepts no liability for any loss, inconvenience or delay thereby caused.



## First or Third Class..?

Our modern Third Class carriages are something we are justly proud of - as you can see below - with large windows, comfortable seats, an 'at your seat' buffet service and access to the on-train toilets. The majority of our passengers travel in one of these carriages, though you may also find one of our heritage carriages added to the train on busy days...



Specific seat reservations are not available in Third Class, but tickets may be purchased in advance for the train of your choice. You can book online at [www.festrail.co.uk](http://www.festrail.co.uk) - or you can phone our Booking Office on **01766 516024**. A booking fee of 50p per person applies for posted tickets.

The Welsh Highland Railway boasts two beautiful First Class carriages. Pullman-style saloon '**Bodysgallen**' offers 20 tall wing-back chairs at tables. '**Glaslyn**' has an observation area with 14 mid-height 'tub' chairs and side tables, as well as a saloon area containing 12 tall wing-back chairs at tables...



First Class travel is available for an additional charge based on how far you are going. The supplement for travel in a single direction ranges from **£7 to £11** per person.

First Class seats may be booked and reserved (subject to availability) right up to departure time at either Porthmadog or Caernarfon Booking Office. However, as these carriages are very popular, **advanced booking** is strongly advised to obtain seats on the train of your choice. Please phone our friendly Booking Office staff on **01766 516024** so they can help to organise your day. Extra options are also available to enhance special occasions. **Please note that online booking for First Class seats is not currently available due to the bespoke nature of our carriages.**

Please be aware that, on trains starting from Porthmadog, the Observation area will be at the front of the train - and therefore directly behind the engine..!

## Ticket to Ride..!

A journey along the Welsh Highland Railway takes around 2¼ hours from one end of the line to the other. We try and give you time to do a little exploring before the return trip. During our busiest 'red' timetable service there are longer breaks available so you can spend more time looking around the towns of Caernarfon or Porthmadog. Shorter journeys are also available to a range of destinations.

### Prisiau Dwyffordd Poblogaidd

### Popular Return Fares

Porthmadog to / from	Adult	Concession (see note)	Caernarfon to / from	Adult	Concession (see note)
Caernarfon	<b>£38.00</b>	<b>£34.20</b>	Porthmadog	<b>£38.00</b>	<b>£34.20</b>
Waunfawr	<b>£31.20</b>	<b>£28.10</b>	Beddgelert	<b>£29.10</b>	<b>£26.20</b>
Rhyd Ddu	<b>£25.10</b>	<b>£22.60</b>	Rhyd Ddu	<b>£22.80</b>	<b>£20.60</b>
Beddgelert	<b>£20.90</b>	<b>£18.90</b>	Waunfawr	<b>£12.60</b>	<b>£11.40</b>

### CONCESSION: Over-65s, Registered Disabled and Full-Time Students

Separate fares available to/from intermediate stations **and** for one-way journeys

**Please arrive at the Booking Office no later than 30 minutes before departure time. Fares correct at time of going to press**

### 'SNOWDONIA SINGLE' - a day on the rails... **£34.00 £30.00**

*This one-way ticket may be used in either direction between Caernarfon and Blaenau Ffestiniog to travel over the whole length of the Ffestiniog & Welsh Highland Railways. When used in conjunction with one of several other rail or rail and bus rovers, this can give a splendid day out using the picturesque Conwy Valley branch line and the Arriva M5 bus service for a scenic circular tour of Snowdonia. Visit our website for more information on planning your trip.*

### Plant

### Children

**Child fares apply to under-16s. ALL under three year-olds travel FREE.**

**One Child (3-15 years old) travels FREE per Adult.**

**Additional children travel for approximately half-fare.**

### Archebion Grwpiau

### Group Bookings

Reduced fares for parties of 20 or more - phone **01766 516024** for details.

### Cŵn a Beiciau

### Dogs and Bicycles

Flat fare of **£3.00** per dog or bicycle - Guide/Assistance dogs travel free.

*Dogs are not permitted in First Class areas, except for Guide/Assistance dogs.*

There is limited space for bicycles on board our trains. Please check with the Booking Office before travelling - **01766 516024** - to confirm availability.

### Hygyrchedd

### Accessibility

We have several accessible carriages with extra-wide doors, so we can accommodate a standard size and weight wheelchair on most of our trains. Access to these carriages is by means of a portable ramp.

Our major stations have ramped access routes and specially adapted toilets.

**Please phone us in advance of your visit, so we can give you detailed advice and reserve you a space on the train.**

Our Access Statement is available on our website or from our Booking Offices.



## Special Events and Family Fun..!

### Caernarfon Food Festival

14 May

Visit Caernarfon's new Food Festival using our extra trains.

### Cwrw ar y Cledrau • Rail Ale Festival

20 - 22 May

This popular event goes from strength to strength each year..! Our twelfth annual Rail-Ale Festival promises another lively weekend combining steam trains, music, real ales and ciders.

### Spring Bank Holiday

28 May - 2 June

Fun-filled family activities during the Spring Bank Holiday.

### Summer of Fun


25 July - 31 August

Footplate rides, children's entertainers, 'Food on the Move' trains and lots more - enjoy a little something extra, each day of the week during the F&WHR's 'Summer of Fun'.

### Classic Car Show and Family Day

21 August

A great day-out for all ages with classic cars, footplate rides, miniature railway, slate wagon shunting - plus stands & stalls.



### Super-Power Weekend

9 - 11 September

Come and enjoy 'Welsh Highland: Great & Small III' - centred around Dinas Station near Caernarfon, featuring a wide selection of model narrow-gauge railway layouts, plus footplate rides and other fun activities. There'll also be a real-ale bar and live entertainment on the Friday evening. We'll be running long passenger and freight trains out on the mainline, as well as regular shuttles to and from Caernarfon.

### Halloween Train \*

27 October

Dare you take a ride on Caernarfon's Ghostly Train..? If so, put your Halloween costume on and join the spooks and witches as they head out for an evening of scary fun and tasty treats at the Snowdonia Park Brewpub at Waunfawr.

### Santa Trains \*

10, 11, 17, 18, 22, 23 December

Santa comes to town when he and his elves join our festive specials from Caernarfon to Waunfawr. These trains are as good as going to the pantomime, but there's also a present for all the children and sherry & mince pies for the adults...

\* Advance booking is required for these trains.



Remember to 'Like' and 'Follow' us on **Facebook** to get the latest information about our events and what's going on around the railway...

We'd love to see your pictures as well - so please 'Share' them with us at [facebook.com/festrail](https://www.facebook.com/festrail)







## GIFTS AND SOUVENIRS

We have souvenir shops at our main stations in Porthmadog and Caernarfon. A wide range of railway related items, gifts and souvenirs are available to suit all ages and interests.

Many of the items in our shops are produced exclusively for the Ffestiniog & Welsh Highland Railways.

Our shops are open on every day that the trains are running. You can phone us on **01766 516034** if you would like to check if we have a particular item in stock.

You can also shop 'online' - from anywhere in the world - by visiting our web shop at [www.festshop.co.uk](http://www.festshop.co.uk)



## GROUP TRAVEL and SPECIAL FUNCTIONS

Pre-booked groups of twenty or more are welcome on the Welsh Highland Railway, but it is advisable to book well in advance for this popular service. Most groups do a one-way trip and there are a number of different journey options.

Make your visit to the railway special with one of our group catering packages. You can get a copy of our Group Travel brochure from our website or by phoning - **01766 516024**.

We also offer bespoke wedding day, private charter trains and corporate services - please phone us on **01766 516024**. We will ensure a unique occasion - tailor-made to suit you..!



## SPOONER'S CAFÉ-BAR & GRILL HARBOUR STATION, PORTHMADOG

If you're looking for a friendly, relaxed atmosphere, Spooner's Café Bar & Grill is the perfect place for a quick snack, a delicious meal or somewhere to relax with friends over a pint at the end of the day.

Spooner's is open daily (except for Christmas Day) with food served from **09:00** till **21:00** - making it ideal for breakfast, lunch, afternoon tea or evening meals. A takeaway service is also available if required. *Please note: our kitchen is not open every evening during winter months.*

Whenever possible we use fresh local produce, including delicious steaks from Welsh Black Cattle from a farm just a few miles away.

Spooner's new outdoor terrace is the perfect place to while away sunny days with food and a refreshing drink while the trains pass by.

Our CAMRA award-winning bar is open from **11:00** till **23:00** every day (**22:30** Sundays) and offers eight real-ales on tap, so an eclectic selection of national and local brews is always guaranteed. A wide range of wines and spirits, including speciality gins, is also available.

Spooner's Café-Bar & Grill is a great venue for groups and parties - enquiries and bookings can be made by phone on **01766 516032**.

## ON-TRAIN REFRESHMENTS

During your journey with us, enjoy our on-train refreshment service provided at your seat by our friendly stewards...

A buffet trolley passes through the train during the journey, with a wide range of hot and cold drinks, beer, wines and spirits, plus a selection of sandwiches, cakes and snacks. You could also enjoy a tasty Welsh Afternoon Tea with Bara Brith and Welsh Cakes.

Freshly-cooked food - including Welsh rarebit, bacon baps, Welsh Beef burgers, jacket potatoes and a range of hot meals - is also available on board, prepared and brought to your table to order.

We also cater for pre-booked groups<sup>†</sup>, allowing you and your party to enjoy a taste of yesteryear's luxury train travel complete with morning coffee and cakes, lunches or afternoon tea - served with style by our stewards at your seat.

<sup>†</sup> Please phone our main Booking Office - **01766 516024** - for more information and to discuss your Group Catering requirements.



## COME AND JOIN US

Our volunteers come from all walks of life, and all around the globe. They help us by doing many of the vital jobs that keep the railway running efficiently and its stations looking their best for our visitors. They can work either as individuals or as part of a team project. Many, but not all, are members of the railway's supporting group - the Cymdeithas Rheilffordd Eryri • Welsh Highland Railway Society.

If you would like to find out about working on the railway - using a skill you already have, or one that we can teach you - then please get in touch with Tricia Doyle, who is our Volunteer Coordinator.

You can contact Tricia by phone on **01766 516035** or, alternatively, you can send an email to her at [tdoyle@ffwhr.com](mailto:tdoyle@ffwhr.com)



## SUPPORT THE RAILWAY

If you would like to become more involved or learn more of what goes on behind the scenes, then why not become a member of the Cymdeithas Rheilffordd Eryri • Welsh Highland Railway Society.

Not only will you be helping the Society support the operation and maintenance of the UK's longest heritage line, but you also receive an illustrated quarterly magazine and travel privileges on the Welsh Highland Railway, the Ffestiniog Railway and the Talylyn Railway.

You can find further information about the Society, its local groups and many activities - as well as join 'online' - by visiting the Society's own website at [www.whrsoc.org.uk](http://www.whrsoc.org.uk)