

Group Booking Form 2016

Please complete the form in BLOCK CAPITALS and return to:

**Group Travel Office, Ffestiniog & Welsh Highland Railways,
Harbour Station, Porthmadog, Gwynedd, LL49 9NF**

Tel: 01766 516024 Email: groups@ffwhr.com Fax: 01766 516005

Name of party:

Number of - Adults: Concessions: Children (under 16yrs):

Address:

Postcode:

Contact Name: Tel/Fax No:

Date of visit: / / Email Address:

OUTWARD JOURNEY DETAILS

Travel from (Enter name of Station):

Time of Train:

2nd Choice:

Journey to (Enter name of Station):

RETURN JOURNEY (IF REQUIRED)

Travel from (Enter name of Station):

Time of Train:

2nd Choice:

Journey to (Enter name of Station):

Please tick here if you would like further
information about pre-arranged catering

☐

Signed: Date:

To secure your booking please enclose a £50 deposit with your form.
This deposit is non-refundable, but will be deducted from your final payment.

PLEASE MAKE CHEQUES PAYABLE TO: FESTINIOG RAILWAY CO.

FFESTINIOG & WELSH HIGHLAND RAILWAYS



GROUP TRAVEL INFORMATION 2016



A Ffestiniog Railway train steams below dramatic mountain peaks at Tanygrisiau.

Light and spacious - the interior of a standard Ffestiniog Railway carriage.



Introduction

Thank you for showing an interest in the Ffestiniog & Welsh Highland Railways - we hope that you find this booklet a convenient source of information about the Ffestiniog Railway Company and our two railways.

This edition of our group travel information brochure contains details of our timetables, fees and booking forms for 2016 services. Trains run every day on the Ffestiniog Railway - and most days on the Welsh Highland Railway - from Saturday 19th March until Sunday 30th October 2016.

During the winter months (November to March) we run a limited service for groups - so, if you are considering a winter tour in this beautiful part of Wales, please give us a ring or visit our website. In addition, we operate Santa Specials during December, as well as daily trains from Boxing Day to New Year's Day. We also run a regular service during the February school holidays...

Please do not hesitate to contact us, once you have had time to digest the contents of this booklet, should you require any further information about bringing groups to our railways and the surrounding area. We will also be pleased to help you with your itinerary and other requirements.

In order to help you sell your trip on the railway, we have developed a press section on our website with a selection of downloadable photographs and video clips - simply visit www.festrail.co.uk/press. You are welcome to use anything from this section in your own publicity material.

To keep up-to-date with the latest news and information from Harbour Station, follow our Facebook and Twitter pages - [facebook.com/festrail](https://www.facebook.com/festrail) and [@festrail](https://twitter.com/festrail).

Access Statement

Both railways have an access statement, the most up-to-date versions of which are available on our website - www.festrail.co.uk/access

Our large fleet of carriages helps to ensure that everyone can enjoy the railway - many of our carriages are fitted with reinforced hand-bars and steps, wide doors and corridors, together with fold-away seats and tables providing access for wheelchairs or less able-bodied passengers.

Please note, however, that some of our stations are in remote locations - so consult our access statement carefully if you have anyone who is less able in your group. For more help or advice, please contact our Booking Office staff.



A Welsh Highland train heads past Rhyd Ddu on the slopes of Mount Snowdon.

Warm and inviting - the interior of a standard Welsh Highland carriage.



Note on Fares

The fares in this brochure are based on a single group of twenty or more passengers travelling together - booking in advance earns a discount of around 20% on our full return fare, with a larger discount on a one-way journey.

We may be able to arrange a slightly more favourable rate for operators bringing larger numbers of groups. This has to be agreed in advance with the Ffestiniog Railway Co. - and is not usually available in the first year of travel.

The group rate may also be available for operators bringing smaller groups, as long as several are booked at any one time. This arrangement also applies for operators sending independent travellers on an FIT basis. Please note that special First Class packages are also available for smaller groups and FIT.

The Ffestiniog Railway Company has introduced the facility to take Euro notes in our shops and ticket offices and if you require a list of our group fares in Euros, please contact us. Please note that we are not able to accept cheques other than in Pound Sterling.

One Hundred and Fifty Years of Passenger Comfort

When you travel on the Ffestiniog, you step into living history. Our passenger trains first ran in January 1865 - so in 2015 we celebrated the 150th anniversary of this service!! These days, the Ffestiniog Railway is seen as the 'Top Visitor Attraction in North Wales' - due in no small part to the fact that we have constructed (and continue to build) an unrivalled collection of traditionally-styled, yet comfortable carriages, purpose designed to match the tastes and demands of passengers travelling in the 21st Century...

All Change at Blaenau Ffestiniog

Blaenau Ffestiniog is not 'the end of the line', but where it all began - with slate quarried out of the mountains and loaded onto wagons for a thirteen mile descent by gravity to reach ships waiting at sea. A visually stimulating regeneration scheme has brought the wonderful heritage of this town right into its heart. Arriving at the station and walking between immense pillars, your eyes are drawn to old quarry inclines that brought slate to the railway in years gone by. A poetry trail carved into pavements leads through the town centre to a slate river with the names of over 350 quarries set on each side of it.

There is an information book about the pavement trail and guided tours may be available. The local history society also has a display in the summer months. The newly refurbished Gwesty Ty Gorsaf (Station House Hotel) sits beside the station car park and there are individual shops along the main street together with several small, friendly cafés close by. So, if you have not visited for a while, it is certainly worth arriving early or staying a while after your train journey and giving your passengers time to explore...

For more information about the changes in and around Blaenau Ffestiniog, visit the town's website at www.blaenauffestiniog.org

Ffestiniog Railway

An ideal combination of Welsh Scenery and Heritage Steam Trains

The Ffestiniog Railway starts from beside the harbour in Porthmadog, climbing from sea level to over 700ft on its journey through the Snowdonia National Park. Passing farmland and forest, lakes and waterfalls, through the mountains, and going around the only railway spiral in the UK, the little trains reach their destination - the town of Blaenau Ffestiniog, which is set amidst rugged scenery dominated by the historic remains of the slate industry. Most groups do a one-way trip on the line - which can be done in either direction. Our trains run all-year round, with a daily service operating from late March till early November.

To enhance your trip, our stewards will take orders for light refreshments from your party which will be served to them at their seats. Alternatively, we offer a bespoke range of refreshments especially for groups - advanced booking is required for this service, details of which are available on page 19 of this booklet.

Our winter trains are also ideal for groups, with heated carriages to keep passengers warm on chillier days. A limited train service runs between November and March - with daily trains between Christmas and New Year and also for February half-term.



We have a full range of facilities at Porthmadog:

- FREE coach-parking in the station car park.
- Spooner's Café & Bar - serving hot and cold snacks throughout the day.
- Gift Shop & Toilets.

The main High Street, with a wide range of shops, is a five minute stroll across the harbour bridge.

At Blaenau Ffestiniog you will find:

- Short-term coach parking next to the station.
- Longer term parking with toilets and 'drop-off' in the car park on the opposite side of the road.
- Booking Office, Toilets and Gift Shop on the platform - over a foot crossing from car park.
- Cafés, hotel and interesting shops nearby along the town's High Street.



Useful Information:

The Ffestiniog makes an ideal section of a circular full-day tour of Snowdonia from Llandudno. Travel south along the A470 towards Blaenau Ffestiniog through the picturesque Conwy and Lledr valleys. An hour's drive will take you to Llechwedd Slate Caverns - just one mile from Blaenau Ffestiniog station. There is a café here and several surface attractions, as well as two underground tours. Blaenau Ffestiniog town is now well worth a visit - see page 5 for details. On arrival in Porthmadog, there is time for lunch or a stroll around the town and harbour before rejoining the coach to travel north east through Beddgelert and on to Betws-y-Coed - some real mountain motoring! After a break for afternoon tea, you can head back to Llandudno in good time for your evening meal. This tour can also be done in reverse, taking the 13:35 train from Porthmadog.

Local attractions include the famous Portmeirion Village - situated in Minffordd - which has featured in several films and TV shows including 'Cold Feet' and the unforgettable 1960s cult series, 'The Prisoner'. Just a short walk from Porthmadog station is the Porthmadog Maritime Museum which traces the history of the harbour, its shipbuilding heritage and the voyages of the ocean-going boats built there. Of course, it was the Ffestiniog Railway that brought the slates down from the quarries to the harbour, so a visit gives a good insight to the local history. The museum is open between 12:00 and 16:00 from Easter until October, except for Mondays and Fridays.

Other popular touring bases are Porthmadog itself and nearby Criccieth, which are ideal locations for exploring the Llyn Peninsula or for travelling further south into mid-Wales. Both locations allow you to catch one of our earlier or later trains - so you can take morning coffee or afternoon tea on board while enjoying the scenery!

Approximate journey times:

Llandudno - Blaenau Ffestiniog (A470): 1 hour
 Porthmadog - Betws-y-Coed (A498 / A4086 / A5): 45 mins.
 Porthmadog - Rhyd Ddu (A498 / A4085): 30 mins.
 Porthmadog - Criccieth (A497): 20 mins.
 Porthmadog - Llanberis (A498 / A4086): 50 mins.

IONAWR JANUARY						
S	S	M	T	W	T	F
						1

• Closed for maintenance •
2nd January to 12th February
inclusive

CHWEFROR FEBRUARY						
S	S	M	T	W	T	F

13	14	15	16	17	18	19
20				24	25	

TACHWEDD NOVEMBER						
S	S	M	T	W	T	F

Winter services from 1st November
were still under consideration
at the time of printing.

Updated timetables will be
issued later in the year -
in print and on our website.

RHAGFYR DECEMBER						
S	S	M	T	W	T	F

10	11
17	18

22

Choose the date you want to travel, then match the colour shown
on the calendar grid to the same colour timetable printed below.

MAWRTH MARCH						
S	S	M	T	W	T	F

				2	3	
5	6			9	10	
12	13			16	17	
19	20	21	22	23	24	25
26	27	28	29	30	31	

EBRILL APRIL						
S	S	M	T	W	T	F

						1
2	3	4	5	6	7	8
9	10	11	12	13	14	15
16	17	18	19	20	21	22
23	24	25	26	27	28	29
30						

MAI MAY						
S	S	M	T	W	T	F

	1*	2*	3	4	5	6
7	8	9	10	11	12	13
14	15	16	17	18	19	20
21	22	23	24	25	26	27
28	29	30*	31			

MEHEFIN JUNE						
S	S	M	T	W	T	F

				1	2	3
4	5	6	7	8	9	10
11	12	13	14	15	16	17
18	19	20	21	22	23	24
25	26	27	28	29	30	

GORFFENNAF JULY						
S	S	M	T	W	T	F

						1
2	3	4	5	6	7	8
9	10	11	12	13	14	15
16	17	18	19*	20*	21*	22
23	24	25	26	27	28	29
30	31					

AWST AUGUST						
S	S	M	T	W	T	F

		1*	2	3	4	5
6	7	8*	9	10	11	12
13	14	15*	16	17	18	19
20	21	22*	23	24	25	26
27	28	29*	30*	31*		

MEDI SEPTEMBER						
S	S	M	T	W	T	F

					1*	2
3	4	5	6	7	8	9
10	11	12	13	14	15	16
17	18	19	20	21	22	23
24	25	26	27	28	29	30

HYDREF OCTOBER						
S	S	M	T	W	T	F

1	2	3	4	5	6	7
8	9	10	11	12	13	14
15	16	17	18	19	20	21
22	23	24	25	26	27	28
29	30					

SPECIAL EVENTS are shown on the calendar by dates with a black border.

MAY BANK HOLIDAY EVENT 30 April, 1, 2 May **VICTORIAN WEEKEND** 7, 8, 9 October

HALLOWEEN TRAINS 27, 28, 29 October **SANTA TRAINS** 10, 11, 17, 18, 22 December

Please see our website for further information on additional train services
during the May Bank Holiday and Victorian Weekend special events.

Porthmadog

Minffordd

Tan-y-Bwlch

Blaenau Ff.

Blaenau Ff.

Tan-y-Bwlch

Minffordd

Porthmadog

	1005	1335		1005	1125	1335	1545
	1015	1345		1015	1135	1345	1555
	1045	1410		1045	1205	1410	1630
	1120	1445		1120	1245	1445	1700
	1135	1505		1135	1340	1505	1720
	1205	1535		1205	1410	1535	1750
	1230	1555		1230	1435	1555	1815
	1245	1610		1245	1450	1610	1830

Porthmadog

Minffordd

Tan-y-Bwlch

Blaenau Ff.

Blaenau Ff.

Tan-y-Bwlch

Minffordd

Porthmadog

	1005	1035	1125	1335	1430	1545		1805
	1015	1045	1135	1345	1435	1555		1815
	1045	1110	1205	1410	1505	1630		1845
	1120	1150	1245	1445	1540	1700		1920
	1135	1220	1340	1520	1600	1720		1940
	1205	1250	1410	1555	1630	1750		2010
	1230	1310	1435	1625	1655	1815		2035
	1245	1330	1450	1640	1710	1830		2050

The 1805 train does not run on yellow
dates marked with an asterisk (e.g. 1*)

Dates on a grey background - indicate that trains will only be running on the
Welsh Highland Railway. Please refer to the timetables shown on pages 16 and 17.

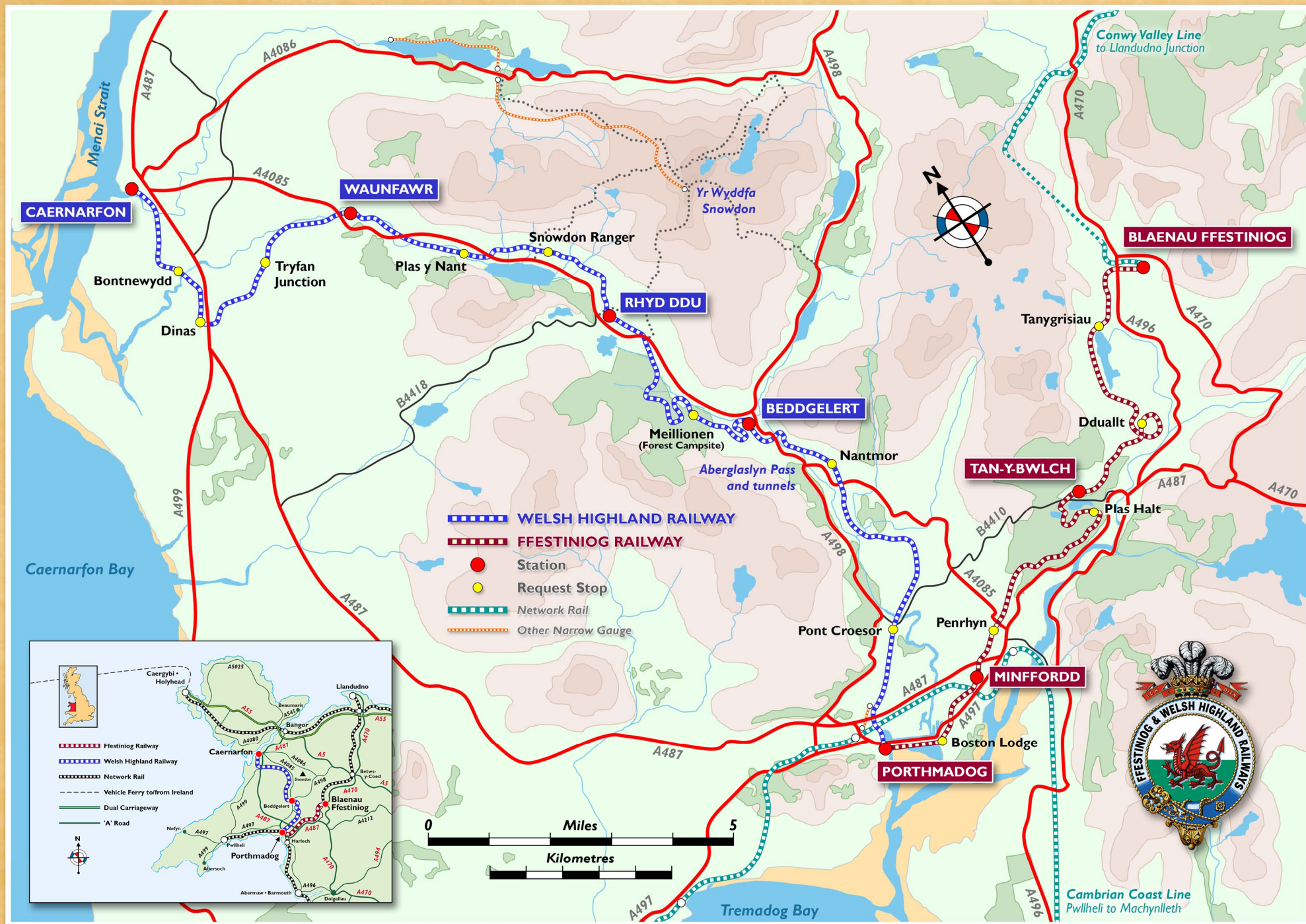
PLEASE NOTE:

Steam locomotives are used throughout the year and the smoke from these
engines adds to the heritage ambience of this historic railway. Please take care
when close to the locomotives, especially when trains are leaving the stations.

The Ffestiniog Railway Company will not be held liable for any
soiling of, or damage to, clothing or any other property.

Every effort will be made to maintain the services shown. However, the
Company reserves the right to cancel, alter or suspend any train without notice
and accepts no liability for any loss, inconvenience or delay thereby caused.

• FFESTINIOG & WELSH HIGHLAND RAILWAYS •



Welsh Highland Railway

Steaming from 'Coast to Coast'
through the very heart of Snowdonia


The Welsh Highland Railway is fast becoming a major player in the tourism market in northern Snowdonia. This 25-mile railway has opened up a host of different travel options for groups, from trips taking around an hour along part of the line through to the 'Full Monty' - a Coast to Coast journey between the towns of Caernarfon and Porthmadog, via Beddgelert and the Aberglaslyn Pass... with the opportunity to carry on along the Ffestiniog Railway providing a unique 40-mile extravaganza of 'Steam, Scenery and Snowdonia'.

There are many places to include in your day - from the majestic Caernarfon Castle in the north to the pretty village of Beddgelert or a visit to the Maritime Museum in Porthmadog in the south.

We have a fleet of comfortable, modern carriages with a refreshment trolley service, toilet facilities and heating for those chilly days. Simple hot and cold freshly prepared snacks are available from our kitchen and brought to your table. It is also possible to treat your party to that extra bit of style and combine lunch, coffee or an afternoon tea with your train journey. Imagine arriving to find your carriage set up specially for you and personal service to your seat. You will find more information about our bespoke refreshments service on page 19 of this booklet.

Most of the trains are hauled by one of our impressive Beyer-Garratts - the largest two-foot gauge steam locomotives in the world..! The Welsh Highland runs on most days from 19th March until 29th October, with a limited service in operation during the winter.

The scenery is breath-taking throughout... On leaving Caernarfon, the trains steam through rolling farmland with views over the Menai Strait to Anglesey and then, as the line turns inland, the rugged foothills of Snowdonia beckon and the train climbs through beautiful mountain scenery to cross the slopes of Snowdon itself. Rhyd Ddu station is at the foot of one of the paths up the mountain and the village pub and café both welcome walkers and travellers.



Passing over the summit of the line, the railway descends rapidly - twisting and turning down the steep hillside to reach the pretty village of Beddgelert. Trains leave the station through a tunnel and head toward the stunning Aberglaslyn Pass. Here the railway line runs beside - then along a ledge high above - the fast flowing river, before plunging dramatically into a tunnel through the mountain.

Emerging on the far side, the line descends past the small village of Nantmor to reach verdant grazing pastures which cover the floor of an ancient estuary. A stunning vista of Snowdonia's mountains is seen on both sides of the train, before the line crosses the Glaslyn once more and heads towards the coast, passing the original sea cliffs along the way.

Leaving the mountains behind, the railway crosses the standard gauge Cambrian Coast line and then winds its way through the busy streets of Porthmadog before entering the line's terminus at Harbour Station - which is shared with the Ffestiniog Railway.

The Welsh Highland Railway has attracted much attention, so our trains can be busy at times. We endeavour to put different groups on separate trains to avoid overcrowding. It is advisable to book well in advance and to be prepared to find an alternate date or time. Please contact our experienced group travel staff for further advice and to discuss your particular requirements.

To help you with your plans, here is some information about the significant places along the route:


At Caernarfon:

- Drop-off point for coaches on St. Helen's Road outside the station
- Booking Office, Gift Shop & Toilets.
- Caernarfon Castle and the Town Centre are just a five minute walk from the station or there is a coach drop-off point near the town square.
- There are plenty of places to eat in the town.
- The Celtic Royal Hotel welcomes coaches, as does the new Doc Fictoria complex with its shops, cafes and budget hotels



At Waunfawr:

- Waunfawr Station is next to the Snowdonia Park Brewpub, just south of the village on the A4085.
- The award-winning Snowdonia Park Brewpub is happy to organise teas, coffees or meals for groups - you will receive a warm welcome from the landlady. Phone **01286 650409** for information or to make a booking.



At Rhyd Ddu:

- Rhyd Ddu Station is located at the southern edge of the village on the A4085.
- There is a coach pull-in at the Beddgelert end of the Snowdonia National Park (SNP) car park.
- Toilets belonging to the SNP are located in the car park by the station entrance.
- The Cwellyn Arms pub is a few minutes walk from the station.




At Beddgelert:

- Limited coach parking available in the Snowdonia National Park car park below the station near to the Tourist Information Centre.
- Plenty of places to eat in the village and several gift shops.
- There is a pretty, wheelchair-accessible, riverside walk leading to Gelert's Grave, the resting place of Prince Llewellyn's faithful hound - made famous by Victorian legend.
- Public toilets are situated near the bridge over the river in the centre of the village.

Please Note: Beddgelert station is situated on the hillside above the village - with a long sloping path leading down to the car park.

Careful consideration should be given to the mobility of group members before deciding to embark or leave the train here.



At Porthmadog:

- FREE coach-parking in the station car park.
- Spooner's Café & Bar serving hot and cold snacks throughout the day. A new terrace offers outstanding views of the sea, mountains and trains.
- Gift Shop & Toilets.

The main High Street, with a wide range of shops, is a five minute stroll across the harbour bridge.

Further Information:

The railway's terminus at Caernarfon is just fifteen minutes from Junction 9 on the A55, making it an ideal destination for a day out from Merseyside, Cheshire or Greater Manchester.

Follow the brown tourism signs through Caernarfon to reach the station, which is beside this Royal town's famous castle - or, from the town square, take the road beside the castle towards the harbour and car park. Turn sharp left and the Welsh Highland Railway station is on the left after the mini-roundabout.

Parking for coaches can be found near Morrison's Supermarket, on the north side of the town centre.

You may wish to include the Ffestiniog Railway in your day - a one-way journey from Porthmadog will take you to Blaenau Ffestiniog, about one hour from the A55 at Llandudno Junction.

If you are staying locally, why not combine your train ride with a visit to the Isle of Anglesey, the Italianate village of Portmeirion or the Plas Tan y Bwlch gardens. There is a huge variety of attractions nearby, enabling you to make the most of your time in the area.

Approximate journey times:

Llandudno - Caernarfon (A55 / A487): 1 hour
 Queensferry - Caernarfon (A55 / A487): 1 hour 40 mins.
 Rhyd Ddu - Porthmadog (A4085 / A498): 30 mins.
 Rhyd Ddu - Betws-y-Coed (A4085 / A498 / A5): 50 mins.
 Beddgelert - Porthmadog (A 4085) : 25 mins.
 Caernarfon - Pont Croesor via A487: 45 mins.
 Pont Croesor - Porthmadog Harbour Station: 20 mins



IONAWR JANUARY

S	S	M	T	W	T	F
						1

• Closed for maintenance •
2nd January to 12th February inclusive

CHWEFORR FEBRUARY

S	S	M	T	W	T	F
13	14	15	16	17	18	19
20			24	25		

TACHWEDD NOVEMBER

S	S	M	T	W	T	F
---	---	---	---	---	---	---

Winter services from 1st November were still under consideration at the time of printing.
Updated timetables will be issued later in the year - in print and on our website.

RHAGFYR DECEMBER

S	S	M	T	W	T	F
10	11					
17	18					
				22	23	

MAWRTH MARCH

S	S	M	T	W	T	F
				2	3	
5	6			9	10	
12	13			16	17	
19	20	21	22	23	24	25
26	27	28	29	30	31	

EBRILL APRIL

S	S	M	T	W	T	F
						1
2	3	4	5	6	7	8
9	10	11	12	13	14	15
16	17	18	19	20	21	22
23	24	25	26	27	28	29
30						

Choose the date you want to travel, then match the colour shown on the calendar grid to the same colour timetable printed below.

MAI MAY

S	S	M	T	W	T	F
	1	2	3	4	5	6
7	8	9	10	11	12	13
14	15	16	17	18	19	20
21	22	23	24	25	26	27
28	29	30	31			

MEHEFIN JUNE

S	S	M	T	W	T	F
				1	2	3
4	5	6	7	8	9	10
11	12	13	14	15	16	17
18	19	20	21	22	23	24
25	26	27	28	29	30	

Porthmadog	1010	1335				
Beddgelert	1050	1415				
Rhyd Ddu	1120	1445				
Waunfawr						
Caernarfon						
Caernarfon						
Waunfawr						
Rhyd Ddu	1140	1505				
Beddgelert	1210	1535				
Porthmadog	1300	1615				

		1045	1405			
		1125	1445			
		1155	1515			
		1220	1540			
		1305	1620			
		1000	1415			
		1025	1445			
		1055	1515			
		1210	1630			

	0940	1255	1535			
	1025	1335	1615			
	1055	1405	1645			
	1125	1435	1710			
	1205	1510	1745			
	1000	1300	1545			
	1025	1325	1615			
	1055	1405	1645			
	1125	1430	1710			
	1210	1515	1750			

GORFFENNAF JULY

S	S	M	T	W	T	F
						1
2	3	4	5	6	7	8
9	10	11	12	13	14	15
16	17	18	19	20	21	22
23	24	25	26	27	28	29
30	31					

AWST AUGUST

S	S	M	T	W	T	F
		1	2	3	4	5
6	7	8	9	10	11	12
13	14	15	16	17	18	19
20	21	22	23	24	25	26
27	28	29	30	31		

... 14th MAY ...

Special timetable for the Caernarfon Food Festival

Porthmadog	•	0940	1045	1405
Caernarfon	•	1205	1305	1620
Caernarfon	1000	•	1415	1730
Porthmadog	1210	•	1630	1940

... 11th JULY ...

Amended timetable service in use on this day

Porthmadog	•	1045	1405
Caernarfon	•	1305	1620
Caernarfon	1030	1415	•
Porthmadog	1310	1630	•

MEDI SEPTEMBER

S	S	M	T	W	T	F
					1	2
3	4	5	6	7	8	9
10	11	12	13	14	15	16
17	18	19	20	21	22	23
24	25	26	27	28	29	30

HYDREF OCTOBER

S	S	M	T	W	T	F
1	2	3	4	5	6	7
8	9	10	11	12	13	14
15	16	17	18	19	20	21
22	23	24	25	26	27	28
29	30					

Dates on a grey background - indicate that trains will only be running on the Ffestiniog Railway. Please refer to the timetables shown on pages 8 and 9.

SPECIAL EVENTS - shown on the calendar by dates with a black border
RAIL-ALE FESTIVAL : 20, 21, 22 May **SUPER-POWER WEEKEND** : 9, 10, 11 September
HALLOWEEN TRAIN : 27 October **SANTA TRAINS** : 10, 11, 17, 18, 22, 23 December
 Please see our website for further information on amended timetables and extra trains that will be running during 'Rail-Ale' and 'Super-Power' events.

PLEASE NOTE:

Steam locomotives are used throughout the year and the smoke from these engines adds to the heritage ambience of this historic railway. Please take care when close to the locomotives, especially when trains are leaving the stations.
 The Ffestiniog Railway Company will not be held liable for any soiling of, or damage to, clothing or any other property.
 Every effort will be made to maintain the services shown. However, the Company reserves the right to cancel, alter or suspend any train without notice and accepts no liability for any loss, inconvenience or delay thereby caused.

General Information

The F&WHR have carried passengers for more than 150 years - with sixty years experience of satisfying the specific needs of coach parties and group travel organisers since the railway reopened in 1955...

We have comfortable carriages complete with tables and an 'at your seat' buffet refreshment service. Welsh Highland Railway trains also offer a selection of hot food and sandwiches. These can be purchased individually from our trolley service - or you can treat your party to an extra bit of style from our range of catering options (to be booked in advance). See opposite page for details.

Booking early is recommended to ensure that you and your party travel on the train of your choice. A £50 deposit is required to secure your reservation.

Parties of disabled persons are welcome on our trains, but facilities are limited by the size of our carriages. Please contact our Group Travel staff for further information and/or clarification. An access statement is available for both of our railways and can be viewed online at festrail.co.uk/access.htm

Group Fares are available for pre-booked parties of twenty passengers or more (ten or more if disabled) which give substantial savings on our normal fares. One-way journeys are available on both railways.

Our friendly Group Travel staff will be happy to help with any queries you may have about the railway or the surrounding area - such as "Where can we get a coffee stop on the way?"... "How long does it take to get from A to B?" etc. If we don't know, we will endeavour to find out for you..!

Group Fares - 2016

Porthmadog to/from:	One Way			Return		
	Adult	Concession	Child	Adult	Concession	Child
Blaenau Ffestiniog	£ 9.30	£ 9.30	£ 4.70	£18.60	£16.80	£ 9.30
Rhyd Ddu	£11.00	£11.00	£ 5.50	£22.00	£19.80	£11.00
Caernarfon to/from:	Adult	Concession	Child	Adult	Concession	Child
	Adult	Concession	Child	Adult	Concession	Child
Rhyd Ddu	£ 9.70	£ 9.70	£ 4.90	£19.40	£17.50	£ 9.70
Beddgelert	£11.80	£11.80	£ 5.90	£23.60	£21.30	£11.80
Porthmadog	£16.30	£16.30	£ 8.20	£32.60	£29.40	£16.30

- Notes:** 1) Concession fares - Over-65s, registered disabled and F/T students.
2) School visits - one teacher travels free for every five children.
3) The 'free child' facility mentioned in our public timetables is not available with these special fares.

On-Train Refreshments 2016

Take advantage of our personalised service direct to your table, enhancing your groups' enjoyment of their visit to our railway.

Choose from the following tasty options to suit your requirements. Alternatively, bespoke variations can be arranged...

Welsh Tea (available morning or afternoon)

Tea or Coffee - with a buttered slice of Bara Brith and two Welsh Cakes	£5.00
---	-------

Afternoon Teas and Light Lunches

Mixed Sandwiches and Bara Brith with Tea or Coffee	£7.60
Mixed Sandwiches and Fresh Cream Scone with Tea or Coffee	£7.90

NB: All Hot Drinks 'topped up' on request

Ploughman's Lunch

Welsh Cheese, Ham, Salad and Pickles with a Crusty Roll and Butter. Bottle of Snowdon Mineral Water	£8.90
--	-------

Packed Lunches

Mixed Sandwiches, Crisps, Cake & Fruit. Bottle of Snowdon Mineral Water	£8.90
--	-------

Please remember - these catering options must be booked in advance. Contact our Group Travel staff for further information or to make a booking.

